



Film capacitors – AC capacitors

Lighting Capacitors

250V; 85 °C A-Series

Series/Type: B32327A

Date: August 2008

Version: 1.0

Important notes

Construction

- Dielectric: polypropylene film
- Plastic case
- Polyurethane
- Dry Type

Features

- Self-healing properties
- Low dissipation factor
- High insulation resistance
- Inbuilt discharge resistor.

Typical applications


- For general sine wave applications, mainly as motor run capacitor.

Terminals


- Flexible Lead wires.

Mounting parts (optional)

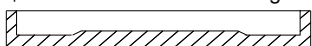
- Threaded stud at bottom of can (M8, max. torque = 5 Nm)



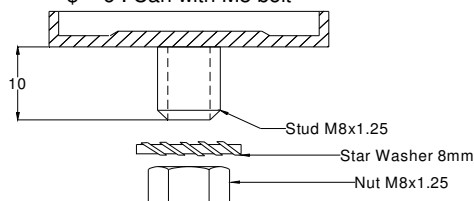
Technical data and specifications	
Reference standards	IEC 61048 without IEC61049 IS :1569
Safety class to IEC 60252-1 2001-02	P0
Rated capacitance C_R	2.0 ... 60 μ F
Tolerance	\pm 5%, other tolerances upon request
Rated voltage V_R	250 V AC
Rated frequency f_R	50/60 Hz
Maximum ratings	
Maximum permissible voltage V_{max}	$1.1 \cdot V_R$ (V_R = rated voltage)
Maximum permissible current I_{max}	$1.3 \cdot I_R$ (I_R = rated current)

Test data	
AC test voltage terminal to terminal V_{TT}	$2 \cdot V_R$, 2 s (routine test) $2 \cdot V_R$, 60 s (routine test)
Insulation resistance R_{ins} or time constant τ at 20 °C, rel. Humidity $\leq 65\%$ (minimum as-delivered values)	3000 s
Dissipation factor $\tan \delta$ at 20 °C	$\leq 1.0 \cdot 10^{-3}$ (120 Hz)
Maximum rate of voltage rise dV/dt_{max}	10 V/ μ s
Climatic data	
Climatic category	25/085/21 to IEC 60068-1
Lower category T_{min}	-25 °C
Upper category T_{max}	+85 °C
Damp heat test t_{test}	21 days
Mechanical and thermal properties	
Plastic can and top disk material	Compliant to EN 60252
Compatibility to RoHS	
Compliance to directive 2002/95/EC	

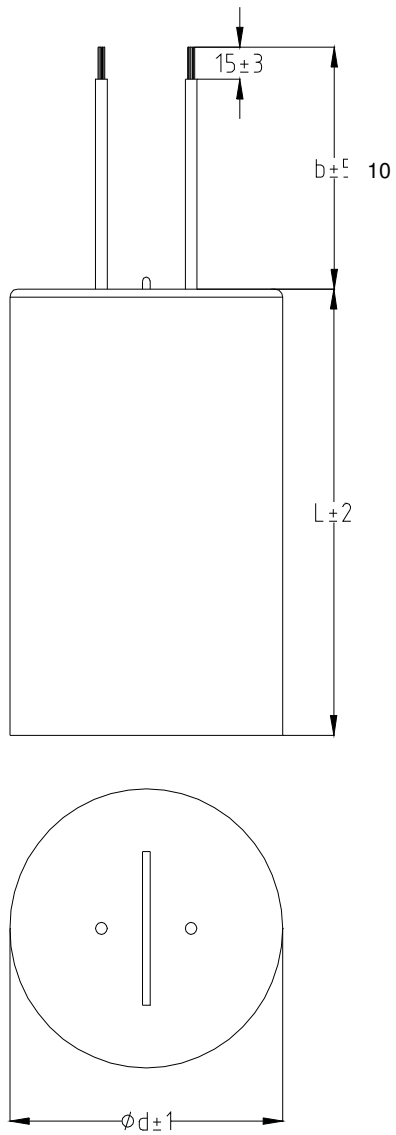
$\$ = 2$: Can without mounting



$\$ = 6$: Can with M8 bolt



Dimensional drawings:



Ordering codes and packing units

U _N Vac	C _N μF	Max. dimensions B32320 series d x l (mm)	Ordering code	Packing unit (pcs.)
250	2	25 x 62	B32327-A1205-+0\$*	100
	3	25 x 62	B32327-A1305-+0\$*	100
	4	25 x 62	B32327-A1405-+0\$*	100
	5	30 x 62	B32327- A1505-+0\$*	50
	6	30 x 62	B32327- A1605-+0\$*	50
	7	30 x 62	B32327-A1705-+0\$*	50
	8	30 x 62	B32327-A1805-+0\$*	50
	10	35 x 62	B32327-A1106-+0\$*	50
	12	35 x 62	B32327-A1126-+0\$*	50
	15	35 x 73	B32327-A1156-+0\$*	50
	16	35 x 73	B32327-A1166-+0\$*	50
	18	35 x 73	B32327-A1186-+0\$*	50
	20	40 x 73	B32327-A1206-+0\$*	50
	25	40 x 73	B32327-A1256-+0\$*	50
	30	40 x 98	B32327-A1306-+0\$*	50
	33	40 x 98	B32327-A1336-+0\$*	50
	40	40 x 98	B32327-A1406-+0\$*	50
	42	45 x 98	B32327-A1426-+0\$*	25
	45	45 x 98	B32327-A1456-+0\$*	25
50	45 x 98	B32327-A1506-+0\$*	25	

Notes for Ordering Code:

+: Tolerance on capacitance

J- ± 5%

\$: Construction

2 - Plastic can without mounting.
6 - Plastic can with M8 stud.

*: Wire length (dimension 'b' in drawing)

3 - 100 mm

7 - 200 mm

9 - 250 mm

Others on request

The following applies to all products named in this publication:

1. Some parts of this publication contain **statements about the suitability of our products for certain areas of application**. These statements are based on our knowledge of typical requirements that are often placed on our products in the areas of application concerned. We nevertheless expressly point out **that such statements cannot be regarded as binding statements about the suitability of our products for a particular customer application**. As a rule, EPCOS is either unfamiliar with individual customer applications or less familiar with them than the customers themselves. For these reasons, it is always ultimately incumbent on the customer to check and decide whether an EPCOS product with the properties described in the product specification is suitable for use in a particular customer application.
2. We also point out that **in individual cases, a malfunction of passive electronic components or failure before the end of their usual service life cannot be completely ruled out in the current state of the art, even if they are operated as specified**. In customer applications requiring a very high level of operational safety and especially in customer applications in which the malfunction or failure of a passive electronic component could endanger human life or health (e.g. in accident prevention or lifesaving systems), it must therefore be ensured by means of suitable design of the customer application or other action taken by the customer (e.g. installation of protective circuitry or redundancy) that no injury or damage is sustained by third parties in the event of malfunction or failure of a passive electronic component.
3. **The warnings, cautions and product specific notes must be observed.**
4. In order to satisfy certain technical requirements, **some of the products described in this publication may contain substances subject to restrictions in certain jurisdictions (e.g. because they are classed as hazardous)**. Useful information on this will be found in our Material Data Sheets on the Internet (www.epcos.com/material). Should you have any more detailed questions, please contact our sales offices.
5. We constantly strive to improve our products. Consequently, **the products described in this publication may change from time to time**. The same is true of the corresponding product specifications. Please check therefore to what extent product descriptions and specifications contained in this publication are still applicable before or when you place an order.

We also **reserve the right to discontinue production and delivery of products**. Consequently, we cannot guarantee that all products named in this publication will always be available.

The aforementioned does not apply in the case of individual agreements deviating from the foregoing for customer-specific products.

6. Unless otherwise agreed in individual contracts, **all orders are subject to the current version of the "General Terms of Delivery for Products and Services in the Electrical Industry" published by the German Electrical and Electronics Industry Association (ZVEI)**.
7. The trade names EPCOS, BAOKE, Alu-X, CeraDiode, CSSP, MiniBlue, MKK, MLSC, MotorCap, PCC, PhaseCap, PhaseMod, SIFERRIT, SIFI, SIKOREL, SilverCap, SIMDAD, SIMID, SineFormer, SIOV, SIP5D, SIP5K, ThermoFuse, WindCap are **trademarks registered or pending** in Europe and in other countries. Further information will be found on the Internet at www.epcos.com/trademarks.